



L1 CAPITAL

MONTHLY CLASS

# Long Short Fund

Monthly Newsletter | September 2017

Fund NAV: \$697m | Strategy NAV: \$779m

## Monthly Net Performance (%)\*

PERIOD	JAN	FEB	MAR	APR	MAY	JUN	JUL	AUG	SEP	OCT	NOV	DEC	YEAR
2014	-	-	-	-	-	-	-	-	(2.42)	3.03	2.85	1.61	5.07
2015	0.59	9.14	2.42	1.71	3.73	(0.86)	3.30	2.06	5.51	8.49	8.11	4.61	60.52
2016	5.81	0.59	5.47	2.46	2.78	(0.89)	3.22	3.92	0.46	(0.13)	0.55	2.22	29.61
2017	2.51	1.87	3.15	1.03	4.18	1.70	2.62	1.69	1.93				22.66

Past performance should not be taken as an indicator of future performance.

## Market and Fund Review

**The Fund returned +1.9% in September, taking the return over the past 12 months to 25.9% (since inception 37.7% p.a.).**

**The Fund has achieved outstanding risk-adjusted returns (maximum drawdown 2.4%, sharpe ratio 4.1, sortino ratio 24.3).**

The ASX200AI fell modestly in September (-0.02%) with the sharemarket stuck in a narrow trading range since May. Most sectors traded lower, with Telcos (-4.6%), Utilities (-3.7%) and Consumer Staples (-1.9%) the weakest sectors. Globally, the most notable trend was the rotation into cyclicals and financials, given stronger economic data and incremental information on President Trump's proposed tax cuts. Locally, economic data remains patchy, with retail sales and business confidence weakening, despite ongoing strength in house prices and employment.

Some of the Fund's best performers in September were Mineral Resources, Boral and Bank of America. Performance was broadly spread, with international stocks contributing strongly again in September. Importantly, no position detracted more than 0.3% from performance in September.

Mineral Resources shares have rallied over 80% since June, as the market has begun to appreciate the scale and quality of their lithium mining business. The business is well placed to capitalise on the structural shift to electric vehicles as it is now one of the world's largest lithium miners. Management have done an exceptional job transitioning from a high cost iron ore miner to a diversified miner with a suite of growth projects across several commodities.

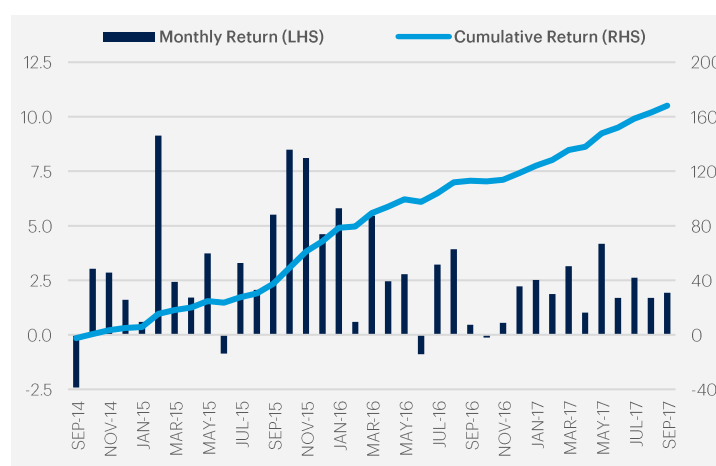
Performance during 2017 has been very strong (+22.7%), with the Fund delivering positive returns in every month so far.

We believe global equity market volatility remains at unsustainably low levels. Investors should expect the slowdown of central bank asset purchases to result in higher sharemarket and Fund volatility in the future. We remain confident in delivering our long-term target of 10% return p.a. (after fees).

## Fund Characteristics\*

	CURRENT	AVG SINCE INCEPTION
Number of positions	80	71
Number of long positions	48	48
Number of short positions	32	23
Gross long exposure (%)	111%	147%
Gross short exposure (%)	62%	88%
Gross exposure (%)	173%	235%
Net exposure (%)	49%	60%

## Fund Performance (Net)\*



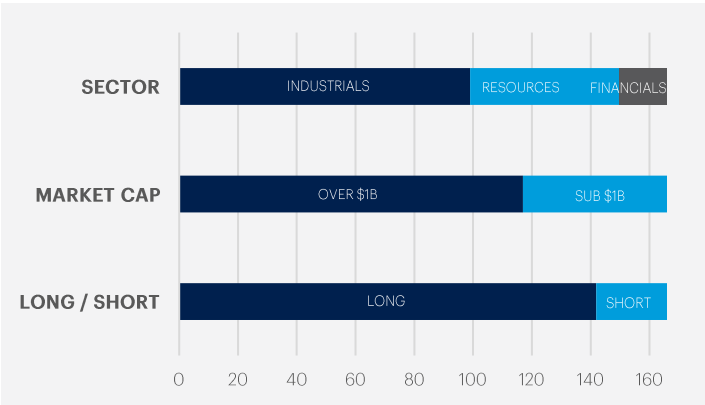
## Performance Metrics (%)\*

	LONG SHORT FUND
One month	1.93
Three month (rolling)	6.37
Calendar YTD	22.66
Financial YTD	6.37
One year	25.91
Two years (p.a.)	39.64
Three years (p.a.)	40.05
Since inception (p.a.)	37.70
Since inception (cumulative)	168.13

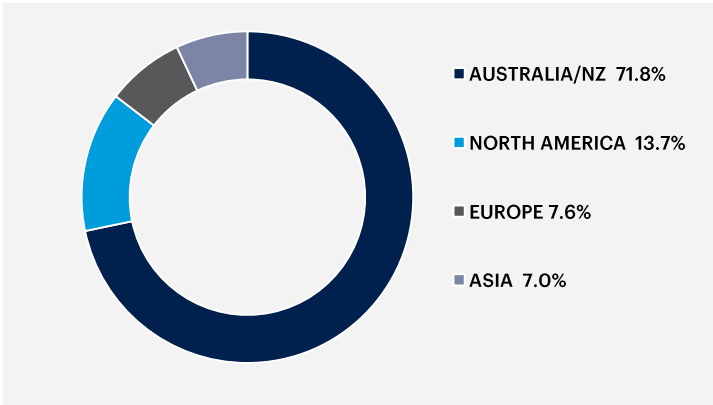
## Risk Metrics\*

	LONG SHORT FUND
Beta	0.25
Sharpe ratio	4.1
Sortino ratio	24.3
Maximum drawdown	2.4%
Percentage of positive months	89.2%
Annualised standard deviation	8.6%
Annualised downside deviation	1.5%

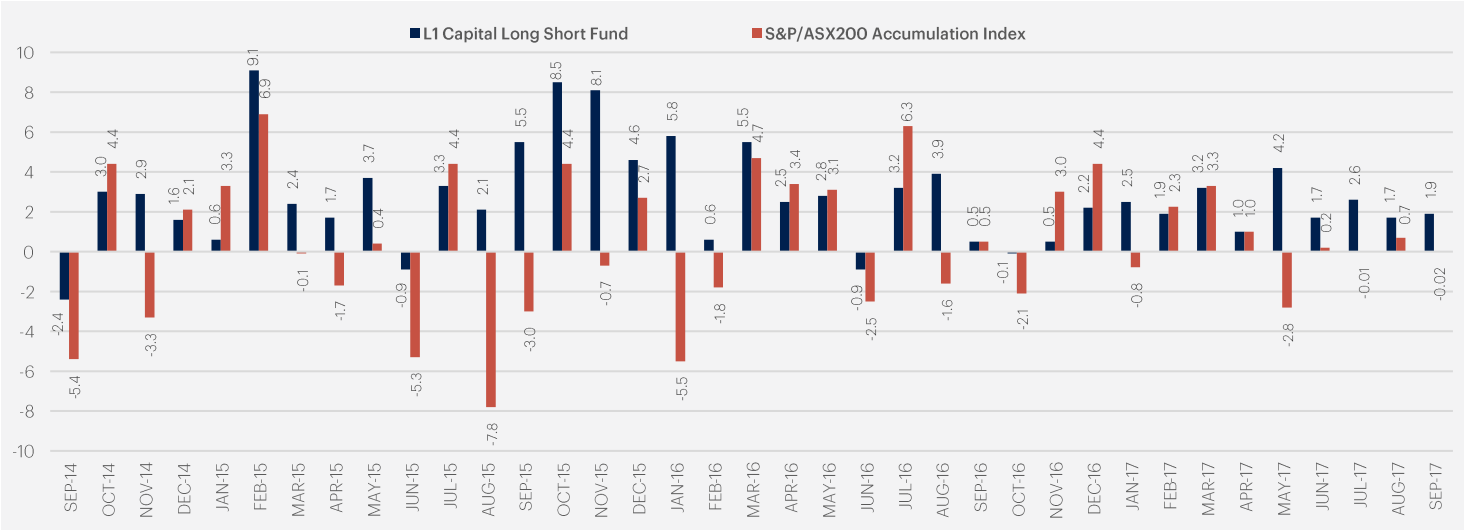
Attribution since inception (Net %)\*



Gross exposure by region\*



Monthly Fund Performance vs S&P/ASX200 Accumulation Index (since inception)\*



Fund Information

Name	L1 Capital Long Short Fund
Class of Units	Monthly
Structure	Unit Trust
Domicile / Currency	Australia / AUD
Inception	1 September 2014
Management Fee	1.281%
Performance Fee	20.50%
High Watermark	Yes
APIR / ISIN	ETL4912AU / AU60ETL49128
Minimum Investment	A\$500,000
Subscription Frequency	Monthly
Redemption Frequency	Monthly

Service Providers

Responsible Entity	Equity Trustees Limited
Prime Broker	Morgan Stanley, Credit Suisse (Europe)
Fund Administrator	Link Fund Solutions (formerly White Outsourcing)
Fund Auditor	EY
Fund Custodian	HSBC
Legal Advisor	Hall & Wilcox

There have been no changes to key service providers since the last monthly newsletter.



Level 28, 101 Collins Street Melbourne VIC 3000 Australia <a href="http://www.L1.com.au">www.L1.com.au</a>	Phone +61 3 9286 7000 Fax +61 3 9286 7099 Email <a href="mailto:info@L1.com.au">info@L1.com.au</a>
--	--

Information contained in this publication

\*All performance numbers are quoted after fees. Past performance is not predictive of future returns. Beta is calculated versus the ASX200AI.

The opinions, advice, recommendations and other information contained in this publication, whether express or implied, are published or made by L1 Capital Pty Ltd (ABN 21 125 378 145), Australian Financial Services License (314302), and by its officers and employees (collectively "L1 Capital") in good faith in relation to the facts known to it at the time of preparation. L1 Capital has prepared this publication without consideration of the investment objectives, financial situation or particular needs of any individual investor, and you should not rely on the opinions, advice, recommendations and other information contained in this publication alone. This publication contains general financial product advice only. Equity Trustees Limited ("ETL") (ABN 46 004 031 298) AFSL 240975 is the Responsible Entity for the L1 Capital Long Short Fund. This publication has been prepared to provide you with general information only. It is not intended to take the place of professional advice and you should not take action on specific issues in reliance on this information. We do not express any view about the accuracy or completeness of information that is not prepared by us and no liability is accepted for any errors it may contain. Past performance should not be taken as an indicator of future performance. In preparing this information, we did not take into account the investment objectives, financial situation or particular needs of any particular person. You should obtain a copy of the product disclosure statement before making a decision about whether to invest in this product.

**To whom this information is provided**  
This publication is only made available to persons who are wholesale clients within the meaning of section 761G of the Corporations Act 2001. This publication is supplied on the condition that it is not passed on to any person who is a retail client within the meaning of section 761G of the Corporations Act 2001.

**Disclaimer and limitation of liability**  
To the maximum extent permitted by law, L1 Capital will not be liable in any way for any loss or damage suffered by you through use or reliance on this information. L1 Capital's liability for negligence, breach of contract or contravention of any law, which cannot be lawfully excluded, is limited, at L1 Capital's option and to the maximum extent permitted by law, to resupplying this information or any part of it to you, or to paying for the resupply of this information or any part of it to you.

**Copyright**  
Copyright in this publication is owned by L1 Capital. You may use this information in this publication for your own personal use, but you must not (without L1 Capital's consent) alter, reproduce or distribute any part of this publication, transmit it to any other person or incorporate the information into any other document.